

# SafePro™

**ROOFTOP FALL PROTECTION**

**Your Solution for Rooftop Risk Management**



## SafePro™

The Market Leader in Rooftop Fall Protection

U.S. Patented Products:  
Automatic Roof Hatch Opener  
Roof Hatch Safety Rails



Perimeter / Edge Rail Systems  
Roof Hatches



U.S. patent number 8,726,577

SafePro Roof Hatch Safety Rails are a patented 4-Sided Rail System with ergonomic hand grip side rails, two additional ladder rungs for safe egress and ingress to the roof. It has a self-closing gate with no pinch hinges, and is OSHA compliant. SafePro's steel system is the strongest rail on the market, load tested at over 1,000 pounds. SafePro rails come standard powder coated safety yellow, or galvanized steel with no chains or latches to operate or snag/pull clothing.



OSHA Compliant, 360° Guard

- Rails are Guaranteed to Last for 8 Years

Self-Closing Gate also provides

- two additional ladder rungs for safe access to the roof

Save on installation cost & time.

- Simple install with 10 bolts and 4 pieces

## Ability to Customize and Retro-Fit to any Hatch

### Standard Sizes

- SP 30" x 36"
- SP 36" x 36"
- SP 30" x 54"
- SP 48" x 48"
- SP 30" x 96"



**CONTACT US TODAY FOR A FREE QUOTE! 877.723.3570**  
**WWW.SAFEPROSAFETY.COM**

**Product Description:** Roof Hatch Safety Rail with Ladder Extension by SafePro provides an ergonomically correct grip with an upright egress and ingress through roof hatches. Exceeds OSHA standard CFR 29 1910.28 and CFR 29 1910.29. Railing is 42" high when mounted per instructions on standard cap flashing. Exceeds Cal-OSHA §3212 Floor Openings, Floor Holes and Roofs and §3209 Standard Guidelines.

**Type of Installation:** New or retrofit permanent bolt on mounting of right and left handed integrated, prefabricated horizontal mounting rails, ergonomic forward protruding stanchions, guard railings, mid rail sections and rear stanchions and quick hang gravity gate as per supplied installation instructions and mounting hardware.

**Materials:**

**Mounting System:** Integrated stanchions, no fittings. Mounting holes predrilled for 3/8" diameter through bolts. Rail is mounted to extended cap flashing holes per SafePro installation instructions.

**Tubing:** 1 ½" OD .083 wall cold-rolled electric welded (CREW) steel.

**Finish:** Galvanized or powder coated safety yellow; other colors available on request.

**Gate System:** Gravity self-closing with spring assist, non-collapsible full wrap-around 1 ½" tubing grab hold (welded – no fittings). Heavy duty hinges with 5/8" hinge pin with built-in pinch-less gate stop and pull up full opening positioning. Wraps around forward protruding ergonomic hand grip stanchions. Hinges on left or right side, but custom side gate is optional.

**Back Cross Support Rail:** Standard equipment 1 ½" steel tubing (CREW) smooth saddle joint bolt-on with 3/8" x 3" bolts and 3/8" tubing connector nuts. ASTM 316 SS

**Tube Terminal End Plugs:** UV resistant Low Density Polyethylene (LDPE). Head Diameter 1.5 in; plug length 0.511 in, fits cleanly at tube ends keeping out water, pests and debris.

**Bolts and Washers:** ASTM 316 Grade Stainless Steel hex head bolts 3/8" x 2 ½", nylon locking hex nut, flat washers for counter flashing and outside mounting rail. NOTE: 316 Grade Stainless Steel (Marine grade) offers the highest corrosion resistance available for construction fasteners in or near salt water; recommended within 5 land miles of any salt water body. MIL NAS Military grade available upon request.

**Labels:** Safety warnings, manufacturer's identification including patent numbers. Made in the United States.

**Installation:** SafePro<sup>™</sup> Roof Hatch Safety Rails Installation Instructions included with each system.


**Warranty:** 8 year manufacturer's parts only. Three year limited finish warranty.

**U.S. Patent Number:** 8,726,577

**Manufactured by:** SafePro<sup>™</sup>

U.S. Patent number 8,915,023

Our SafePro Automatic Roof Hatch Opener is the safest rooftop access solution in the industry. Not only does it provide fall protection, additional applications benefit the following: Government agencies and data centers to increase perimeter security; Hospitals and schools to eliminate unauthorized rooftop access; Building owners and managers to reduce liability from accidental falls; Retail companies and warehouses to decrease theft.



- OSHA / CAL-OSHA compliant
- Automatically open/close/lock/unlock
- Retrofit to any size or brand of hatch
- Restrict unauthorized rooftop access
- Plug and Play installation
- 110VAC Standard, Solar powered optional
- Integrate with your existing security system

Ability to Install on Any Hatch



Access by Remote Control, Keypad, or Proximity Card



**CONTACT US TODAY FOR A FREE QUOTE! 877.723.3570  
WWW.SAFEPROSAFETY.COM**

**Product Description:** Automatic Roof Hatch Opener Standard Options: 110V or solar by SafePro™ provides fall protection by unlocking/locking and lifting the hatch lid from the safety of ground level providing a safe ladder climb and egress/ingress through the roof access hatch. The system also provides protection from accidental falls through a roof opening by push button closure of hatch lid, eliminating open hole violations per OSHA Regulation 1910.29.

**Product Selection Criteria:** Fits all brands and a variety of roof hatch sizes with a hatchway hinge lid.

**Type of Installation:** New or retrofit permanent bolt on mounting on hatch lid back wall (hinged side) and hatch cover with turnbuckle connector attached to standard hatch manufacturer's latching mechanism as per supplied instructions and provided mounting hardware.

**Materials:**

Mounting System: Bracing back bracket actuator base: heavy duty, hot rolled steel (HREW), 18" x 5" x 3 1/2" with pre-bored adjustable mounting slots for 5/16" x 3/4" body bolts with black finish, repositioning pre-bored pivot holes for 3/8" zinc plated bolt.

Hatch Lid Pivot Bracket Locking Assembly: Repositioning pre-bored pivot holes and stops for 3/8" actuator pivot pin, pivot plates and 3/8" bolts, zinc plated. Mounted per SafePro™'s Installation Instructions.

**Finish:** Powder coated black.

**Lift System:** SafePro™ 110VAC Control box with 24V DC, 2.2Ah Lithium Ion backup battery, or optional 10W Solar panel, 1 12VDC 500lb. Capacity Linear Actuator, 1 wired 12VDC Backlit Wall mounted Keypad with 25ft. wire harness, and 1 Wireless pushbutton remote with up/down function.

**Hardware:** Flat washers, emergency release actuator head clevis pin and actuator safety chain, 3/8" x 16 x 3 1/4" carriage bolts; 3/8" x 16 locknuts; 5/16" x 3/4" body bolts; 5/16" clevis pin, 3/8" cotter pin; nylon spacers; 1/4" x 3/4" self-tapping screws; two-hole clevis plate; three-hole pivot plates.

**Labels:** Safety warnings, manufacturer's identification including patent numbers. Made in the United States.

**Installation:** SafePro™ Automatic Roof Hatch Opener Installation Instructions included with each system. To reduce liability and insure proper installation SafePro™ has certified professional installers nationwide.

**Warranty:** One year manufacturer's parts only warranty. One year limited warranty.  
Manufactured by: SafePro™

**US Patent Number:** 8,915,023

**Manufactured By:** SafePro™

Roof Hatches provide convenient, cost efficient rooftop access. They allow for ladder and stair access to the roof from the interior of the building. The Roof Hatches are designed and engineered for use over roof openings and are secured from the base flange to the roof for durability, safety and ease of installation.



- Durable Construction  
Galvanized, 14 Gauge Steel, gray primed finish
- Interior locking Feature for Added Security
- Compression Springs & Handle for Assisted Open/Close
- Pre-Drilled holes for simple install of Roof Hatch Safety Rails
- Pre-Assembled Automatic Roof Hatch Opener Available.
- Hatch comes with base primer coat, ready for you to paint the color of your choice.

Available Sizes	Product ID	Frame ID	Frame OD	Weight
30" x 36"	SPH3036	30" x 36"	37" x 43"	155 lbs.
36" x 36"	SPH3636	36" x 36"	43" x 43"	195 lbs.
30" x 54"	SPH3054	30" x 54"	37" x 61"	233 lbs.
48" x 48"	SPH4848	48" x 48"	55" x 55"	330 lbs.
30" x 96"	SPH3096	30" x 96"	43" x 103"	335 lbs.

Dimensions subject to manufacturer's tolerance of + or - .25". SafePro™ assumes no responsibility for use of void or suspended data.

**CONTACT US TODAY FOR A FREE QUOTE! 877.723.3570**  
**WWW.SAFEPROSAFETY.COM**

**Product Description:** Provide convenient, cost efficient rooftop access, allowing for ladder and stair access to the roof from the interior of the building. The Roof Hatch is designed and engineered for use over roof openings and are secured from the base flange to the roof for durability, safety and ease of installation. Comes primer coated gray, must be painted upon installation.

**Curb Construction:** Shall be 14 gauge (G90) galvanized steel with durable paintable gray primer finish. It shall be 12" in height with a 3-1/2" wide mounting flange with holes for roof attachment.

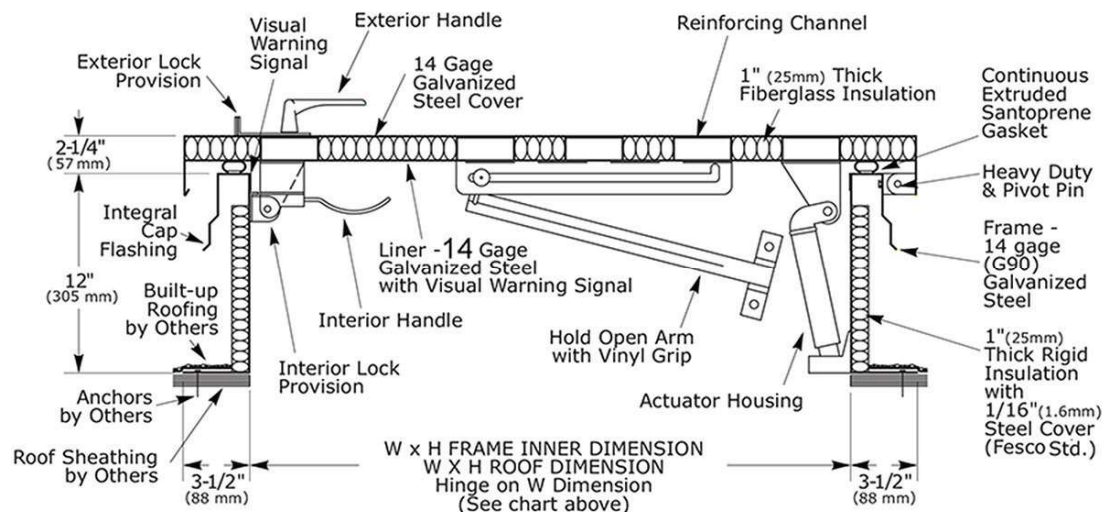
**Cover:** Is 14 gauge (G90) galvanized steel with radius corners for safety and shall be fully welded at the corners for watertight construction.

**Latching:** Interior handle, exterior handle and provisions for an inside padlock.

**Hardware:** Automatic, hold-open arm with vinyl grip and compression springs encased in telescopic tubes for smooth door operation.

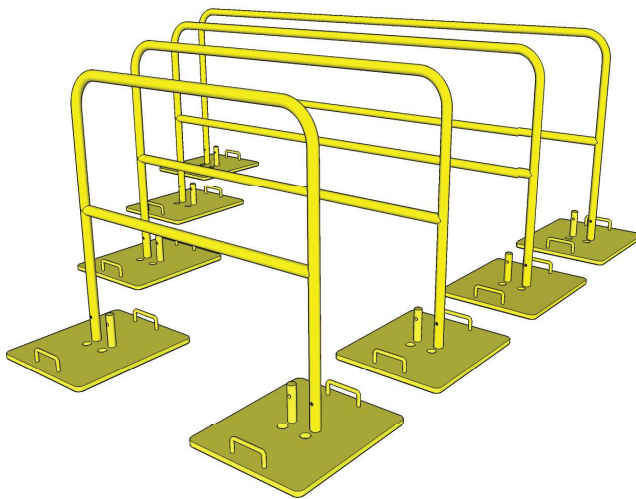
**Guide Specification:** Provide Roof Hatch (specify model number and options), manufactured by SafePro™. Roof Hatch is fabricated from 14 gauge (G90) galvanized steel on both hatch cover as well as the liner. Provide compression springs encased in zinc-plated telescopic tubes. Furnish an automatic hold-open arm with vinyl grip. For safety and added security, latching shall include both interior and exterior handles with provisions for an inside padlock.

**Warranty:** 5 year manufacturer's warranty.



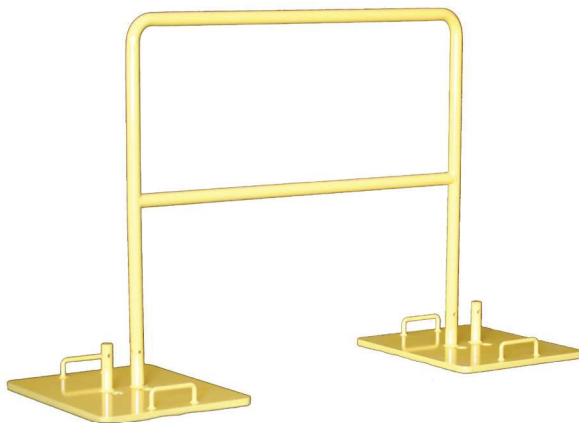
Manufactured by: SafePro™

SafePro Perimeter Rails serve as a temporary or permanent hazard barricade during rooftop construction. Ballasted, Non-Penetrating Steel Bases are built to last and will not void existing rooftop warranty. The perimeter rails can be configured as a 4-sided structure to guard skylights, rooftop fall hazards, open holes, and ground-level for multiple uses.




- 10', 8', 6' & 4' Steel Rails & Weighted Bases/Non-Penetrating Protection
- Multi-Purpose Configurations: Short/Long-Term, Indoor/Outdoor Usage
- Exceeds OSHA Standards/Saves Time & Cost v. Other Safety Precautions
- Standard Colors: Galvanized or Safety Yellow Powder Coat

Available in 10', 8', 6' & 4' Sections  
Custom Sizes Available



Stackable Bases with Locking Pin



**CONTACT US TODAY FOR A FREE QUOTE! 877.723.3570**  
**WWW.SAFEPROSAFETY.COM**



**Product Description:** Guard rail system by SafePro™ provides strength and stability for rooftop protection. SafePro's perimeter rail system is compliant with OSHA CFR 1926.502, OSHA CFR 1910.28, and Cal-OSHA 3212 & 3209 standards, and exceeds the minimum strength and stability requirements.

**Application:** Serves as a temporary hazard barricade during rooftop construction or for long term applications. Ballasted, Non-Penetrating steel design is constructed to last and will not void existing rooftop warranty. Can be configured as a 4-sided structure to guard skylights and other rooftop fall hazards, roof edge or ground-level for multiple uses.

**Product Selection Criteria:** Free Standing 10', 8', 6' and 4' guard rails, all or any size come with ballasted base and pins for installation. Non-penetrating guard rail systems are composed of 1.5" OD round steel tube railing sections and are attached to weighted steel bases. Assembled, the system measures nominally 42" in height with a single mid-rail at mid-height.

**Materials:**

- A. Perimeter Rails available in 10', 8', 6' and 4' sections and are composed of 1.5" OD .083 wall galvanized or powder-coated steel tubing (custom colors available upon request). Assembled, the system measures nominally 42" in height with a single mid-rail at mid-height to meet and/or exceed minimum strength requirements for compliance with OSHA 1926, OSHA 1910.28, and Cal-OSHA 3212 & 3209 standards.
- B. Base weighs 96 lbs.
  - i. .75" powder-coated or galvanized steel
  - ii. Measures 19.25" x 22.75"
  - iii. Two (2) .50" diameter steel carrying handles for easy transportation
  - iv. Two (2) extensions rods for attachment to rails measuring 5.5" in length / tall and 1.25" in diameter with .5" predrilled holes to securely attach rails to base using two (2) .25" locking pins. or 3/8" x 16 x 2" Stainless Steel Bolts and lock nuts

**Warranty:** 8 year manufacturer's parts only. Three year limited finish warranty.

**Manufactured by:** SafePro™

## Considerations when choosing a Roof Hatch Safety Rail:

### OSHA COMPLIANCE

- Legally & Ethically Responsible

### MATERIALS OF CONSTRUCTION

- Steel / Made to last
- Safety rail should not penetrate flashing or create abnormal wear

### RIGIDITY = SAFETY

- An open hatch should not be considered safe
- All sides of an open hole should be protected

### BUILT-IN EXTENSION TO LADDER

- Gate doubles as two additional ladder rungs (climb-assist)
- No need for telescoping pole

### AUTOMATIC SELF-CLOSING GATE

- Ensures safety - Gate closes automatically, requires no manual operation

### QUICK & EASY INSTALLATION

- 4 welded steel sides + 10 bolts
- Installation Savings

# Compare For Yourself



SafePro Roof Hatch Rail



Competitor



Competitor



Competitor

<b>MATERIALS</b>	✓Steel	✗Aluminum	✓Steel	✗Steel & Aluminum
<b>UNIVERSAL FIT</b>	✓Any Hatch & Size	✗Cap-Flashing Required	✗4 Sizes	✗Cap Flashing Required
<b>360° DESIGN</b>	✓4 Sides = Rigid	✗3 Sides	✓4 Sides	✗2 Side + Chain
<b>SMOOTH SURFACE</b>	✓Egonomically Designed	✗Protruding Latch	✗Protruding Bolts	✗Corner Posts Extend Vertically
<b>SIMPLE INSTALL</b>	✓4 Sides & 10 Bolts 8 year warranty	✗70+ Parts	✗20+ Parts Penetrates Hatch	✗30+ Parts
<b>EASY EXIT</b> (Safe & OSHA Compliant Climb)	✓Self-Closing, Ladder Extension	✗Add \$295 LadderUP Post	✗Add \$320 HatchGrip Ladder Extension	✗Add \$270 Add-On Gate and Ladder Extension

## OSHA Compliance Facts

1910.28(b)(3)

Holes. The employer must ensure:

1910.28(b)(3)(ii)

Each employee is protected from tripping into or stepping into or through any hole that is less than 4 feet (1.2 m) above a lower level by covers or guardrail systems.

1910.28(b)(3)(v)(A)

A hinged floor-hole cover that meets the criteria in § 1910.29 and a fixed guardrail system that leaves only one exposed side. When the hole is not in use, the employer must ensure the cover is closed or a removable guardrail system is provided on the exposed sides;

1910.29(b)(1)

The top edge height of top rails, or equivalent guardrail system members, are 42 inches (107 cm), plus or minus 3 inches (8 cm), above the walking-working surface. The top edge height may exceed 45 inches (114 cm), provided the guardrail system meets all other criteria of paragraph (b) of this section

1910.29(b)(2)

Midrails, screens, mesh, intermediate vertical members, solid panels, or equivalent intermediate members are installed between the walking-working surface and the top edge of the guardrail system as follows when there is not a wall or parapet that is at least 21 inches (53 cm) high:

1910.29(b)(2)(i)

Midrails are installed at a height midway between the top edge of the guardrail system and the walking-working surface;

1910.29(b)(3)

Guardrail systems are capable of withstanding, without failure, a force of at least 200 pounds (890 N) applied in a downward or outward direction within 2 inches (5 cm) of the top edge, at any point along the top rail.

1910.29(b)(4)

When the 200-pound (890-N) test load is applied in a downward direction, the top rail of the guardrail system must not deflect to a height of less than 39 inches (99 cm) above the walking-working surface.

1910.29(b)(6)

Guardrail systems are smooth-surfaced to protect employees from injury, such as punctures or lacerations, and to prevent catching or snagging of clothing

1910.29(b)(13)

When guardrail systems are used around holes that serve as points of access (such as ladderways), the guardrail system opening:

1910.29(b)(13)(i)

Has a self-closing gate that slides or swings away from the hole, and is equipped with a top rail and midrail or equivalent intermediate member that meets the requirements in paragraph (b) of this section;



## **ROOFTOP FALL PROTECTION**

SafePro™ is a national manufacturer of rooftop safety and security products designed by roofing experts with 30+ years of experience. Falls from 11+ feet have a 50% survival rate, roof hatch protection is not just an OSHA requirement, it's the right thing to do.

## **CONTACT US**

1355 N Walton Walker Blvd  
Dallas, Texas 75211  
(877) 723-3570  
[www.safeprosafety.com](http://www.safeprosafety.com)